

PVC RAISED GARDEN BED

USER GUIDE

Thank you for choosing our garden products products. We're sure that you'll not only grow healthy foods but you'll have fun too. You have made a great investment in our PVC Raised garden Bed for a number of reasons:

1. Grow your own healthy organic foods
2. Reduce your water consumption
3. Naturally control weeds
4. Plant earlier (the soil warms faster)
5. Far easier on your back

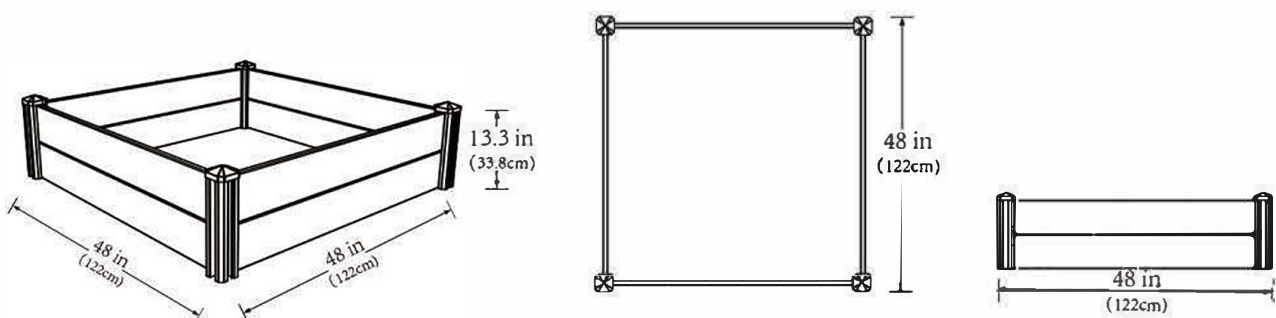
Warranty

We want you to know that your new garden has a 20 year manufacturers warranty against:

1. Yellowing
2. Fading
3. Rotting

Maintenance is not required as a simple spray with a garden hose will clean the bed from dirt, so you can spend more time growing food than maintaining your garden beds.

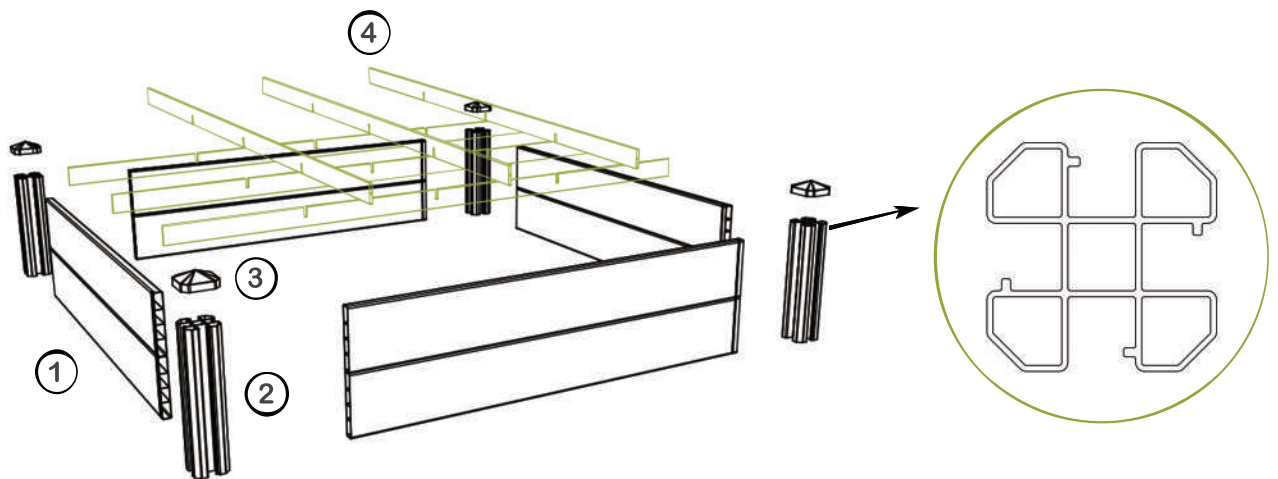
Box Contents



Split display

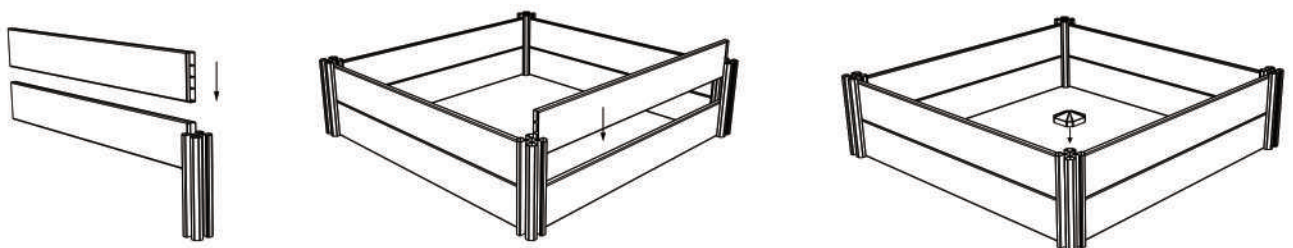
Developed with multiple patented R & D components and multiple advantages

- 1.Side panel: the side panel has a slot design, and it is installed by pressing
- 2.Upright: patented design, no screws, easy installation
- 3.Top cover: curved top cover to reduce hidden dangers
- 4.Gird: Dividing flower beds and planting different fruits and vegetables
Dividing flower beds and planting different fruits and vegetables

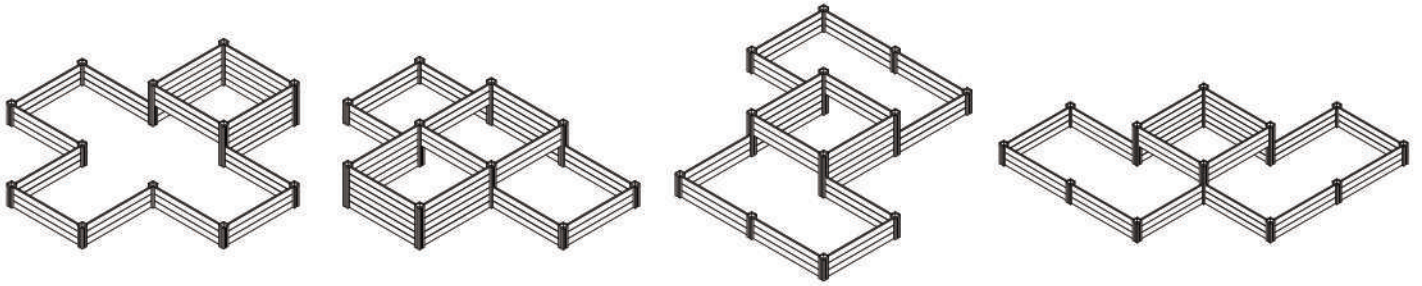


Step description

1. Follow these simple instructions to assemble your new Raised Garden.
2. Fill new garden with organic soil. We usually recommend a mixture of 1/3 Vermiculite to 1/3 Compost to 1/3 Peat Moss or Coconut Coir.
3. Plant your veggies. Visit your local nursery for the best vegetables for the growing zone that you live in.


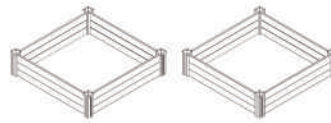
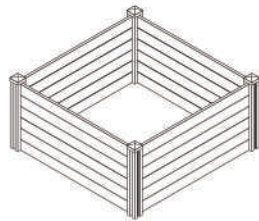


Unleash your gardening creativity with our modular garden beds

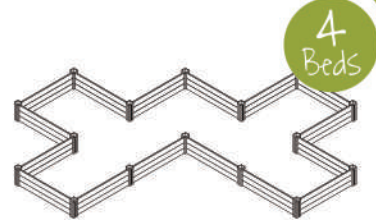
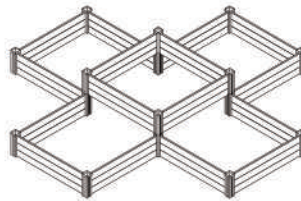
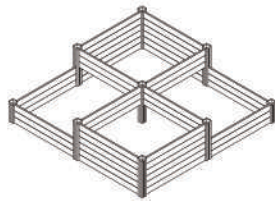


The garden of your dreams limited only by your imagination.

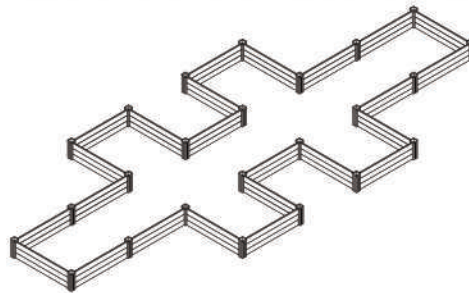
With Two Beds, you can build



With Four Beds, you can build



With Six Beds, you can build



6
Beds